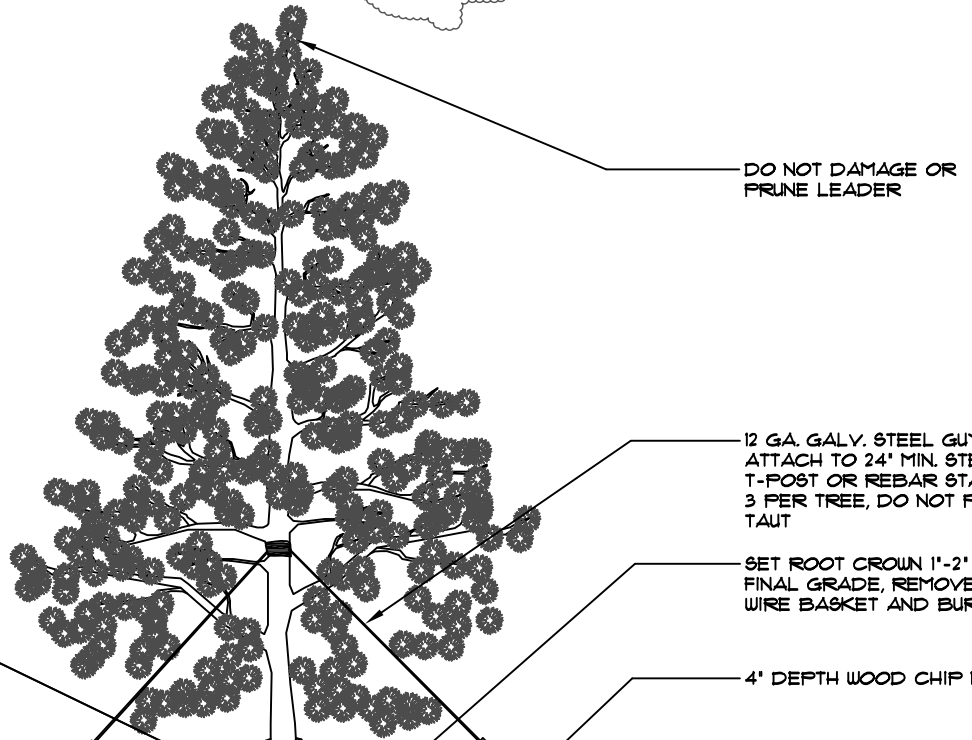
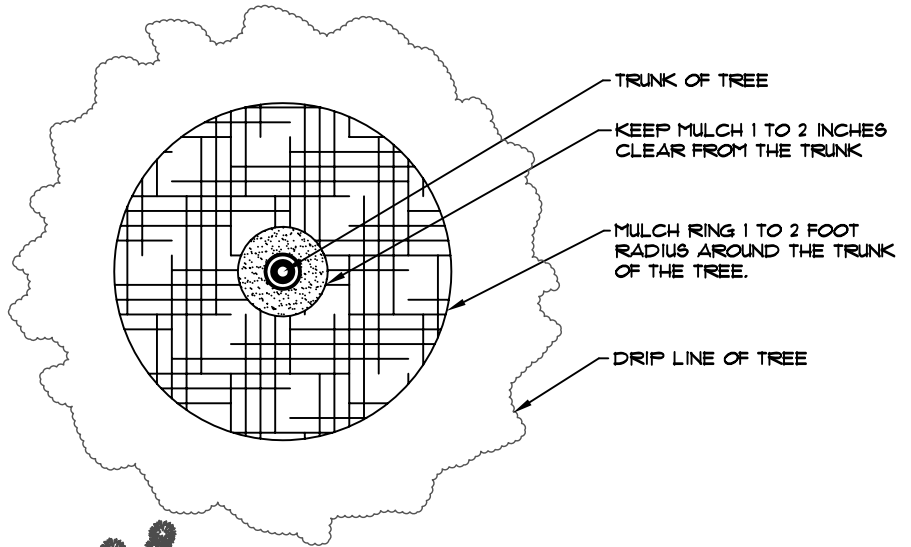


CITY OF ASPEN TREE PLANTING DETAILS

DRAWING NOT TO SCALE

TREE WATERING NEEDS APRIL THRU OCTOBER	SMALL TREES WEEKLY 10 GAL/INCH	MEDIUM TREES 3x PER MONTH 10 GAL/INCH	LARGE TREES 2x PER MONTH 15 GAL/INCH
TREE TRUNK DIAMETER	1' 2' 3'	4' 6' 8'	10' 12' 14'
DEEP ROOT FORK 2 GAL/MIN	5 10 15 MINUTES	20 30 40 MINUTES	75 90 105 MINUTES
DEEP ROOT NEEDLE 2 GAL/MIN	5 10 15 MINUTES	20 30 40 MINUTES	75 90 105 MINUTES
SOFT SPRAY WAND 4 GAL/MIN	3 5 8 MINUTES	10 15 20 MINUTES	38 45 53 MINUTES
SOAKER HOSE 2 GAL/MIN	5 10 15 MINUTES	20 30 40 MINUTES	75 90 105 MINUTES



12" FLEX-PIPE BARK PROTECTOR

WHITE PVC AROUND WIRE TO MARK AND PREVENT PEOPLE FROM TRIPPING OVER THE WIRE

SPECIFIED BACKFILL

FINISHED GRADE

EXISTING SUBGRADE

12 GA. GALV. STEEL GUY WIRE, ATTACH TO 24' MIN. STEEL T-POST OR REBAR STAKE, 3 PER TREE, DO NOT PULL TAUT

SET ROOT CROWN 1'-2" ABOVE FINAL GRADE, REMOVE ENTIRE WIRE BASKET AND BURLAP

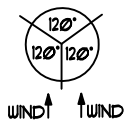
4' DEPTH WOOD CHIP MULCH

24' MIN. STEEL T-POST OR #4 REBAR STAKE, FLUSH W/ GRADE 3 PER TREE FOUND STAKES FLUSH OR BELOW GRADE. LIGHTLY TIGHTEN WIRE SO THAT TRUNK CAN MOVE 2-3' IN ALL DIRECTIONS.

PREPARED SUBGRADE PEDESTAL

GUYING PATTERN FOR CONIFEROUS TREE PLANTING

3 GUY WIRES - TREES OVER 3" CALIPER



FOR TREES ON 4:1 OR STEEPER SLOPES, PLACE 2 GUYS UPSLOPE, ONE DOWNSLOPE; OTHERWISE PLACE FOR PREVAILING WIND.

CONIFEROUS TREE PLANTING AND GUYING

NOTE:

1. GUY AND STAKE DECIDUOUS TREES 2' AND LARGER CALIPER AND TREES OVER 4 FEET TALL.
2. TREE LOCATIONS SHALL BE STAKED AND REVIEWED IN THE FIELD PRIOR TO PLANTING.
3. SEE SPECS FOR ADDITIONAL PLANTING REQUIREMENTS.